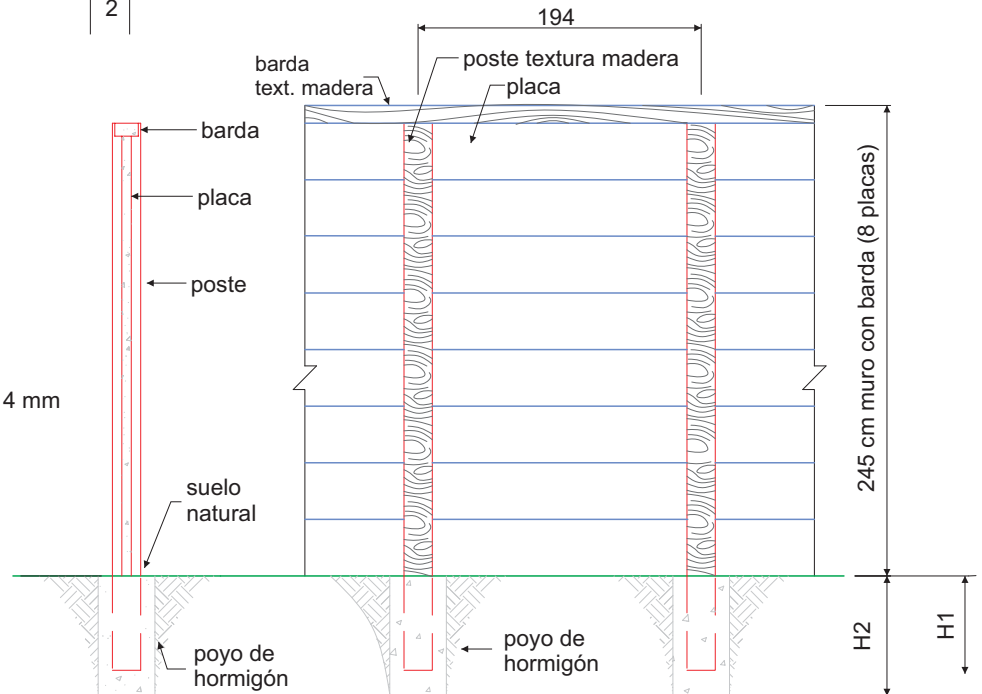
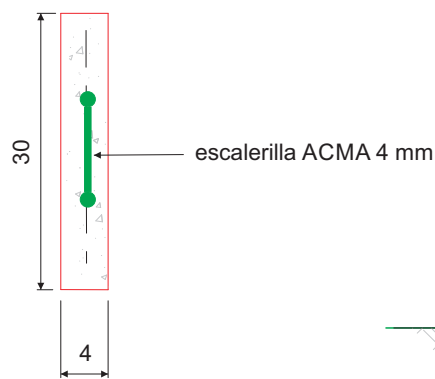
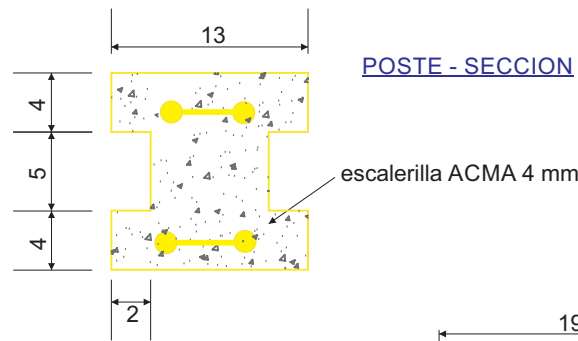


# Cierro Liso Alta Resistencia



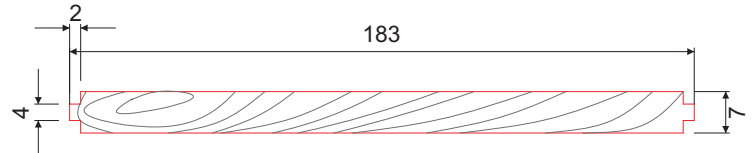
**MURO LISO - SECCION**

**MURO LISO - ELEVACION**


**POSTE A ENTERRAR PARA HOYO, Ø=30 cm**

| TIPO DE SUELO        | MURO | H1      | H2      |
|----------------------|------|---------|---------|
|                      |      | 1,90 mt | 2,50 mt |
| 1. CON BASE ROCOSA   |      | 50      | 66 cm   |
| 2. ROCA SEDIMENTARIA |      | 82      | 100 cm  |
| 3. GRAVA ARENOSA     |      | 107     | 132 cm  |
| 4. ARENOSO           |      | 115     | 140 cm  |
| 5. ARCILLO ARENOSO   |      | 121     | 156 cm  |

**BARDA TEXT. MADERA**



**PLACA LISA - ELEVACION**



**POSTE A ENTERRAR PARA HOYO, Ø=45 cm**


| TIPO DE SUELO        | MURO | H1      | H2      |
|----------------------|------|---------|---------|
|                      |      | 1,90 mt | 2,50 mt |
| 1. CON BASE ROCOSA   |      | 50      | 66 cm   |
| 2. ROCA SEDIMENTARIA |      | 74      | 82 cm   |
| 3. GRAVA ARENOSA     |      | 82      | 100 cm  |
| 4. ARENOSO           |      | 90      | 115 cm  |
| 5. ARCILLO ARENOSO   |      | 107     | 132 cm  |

Referencia empresa extranjera proveedora del moldaje texturado.

**ESPECIFICACIONES**

Hormigón H-20  
 Pigmentos de óxido de hierro para el color.  
 Color en toda la mezcla.

Nota: Medidas en centímetros



**TIMBERCRET CIERROS**  
 SECCION Y ELEVACION